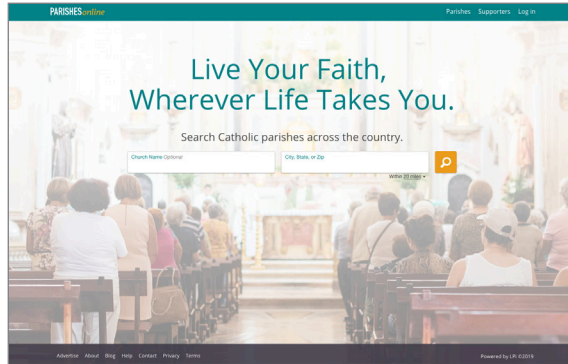


# HOW TO SUBSCRIBE TO YOUR PARISH BULLETIN ON PARISHESonline

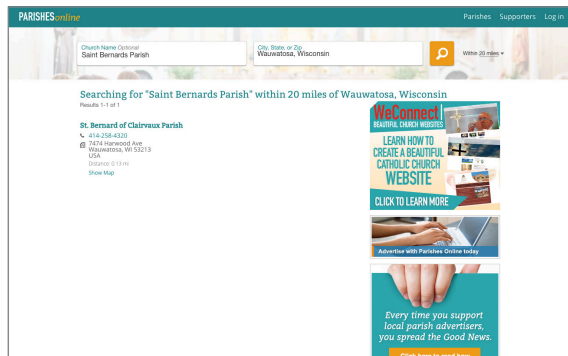
1 Go to [www.parishesonline.com](http://www.parishesonline.com).



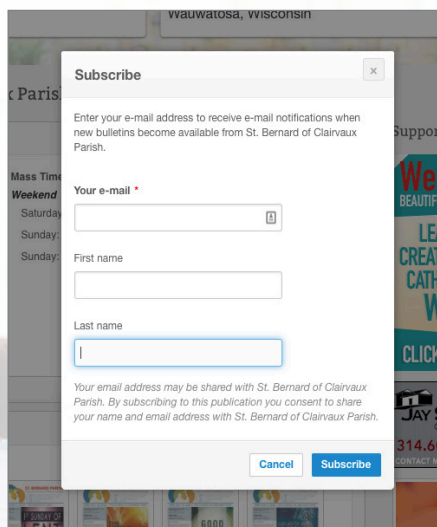
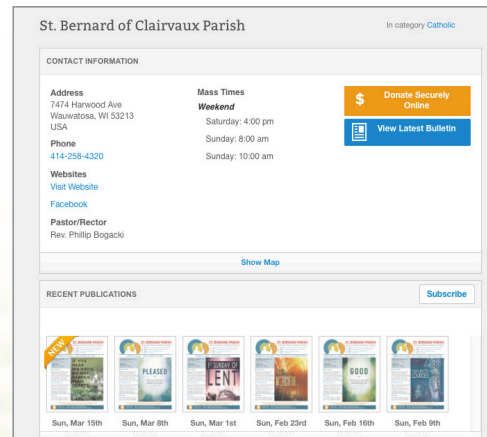
2 Enter your church name and your city, state, or ZIP. Click the search icon.



3 Find your church on the search results page and click on the name of the church.



4 Under Recent Publications, Click Subscribe.



5 Enter your email, first name, and last name in the pop-up box. Click Subscribe.

**You will now receive alerts in your inbox when new publications become available for your church on [parishesonline](http://parishesonline.com).**